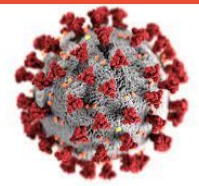




American
Occupational Therapy
Association

**Lessons learned from the PHE:
What is happening in the wider higher
education community?**

**ALC Meeting
October 2021**

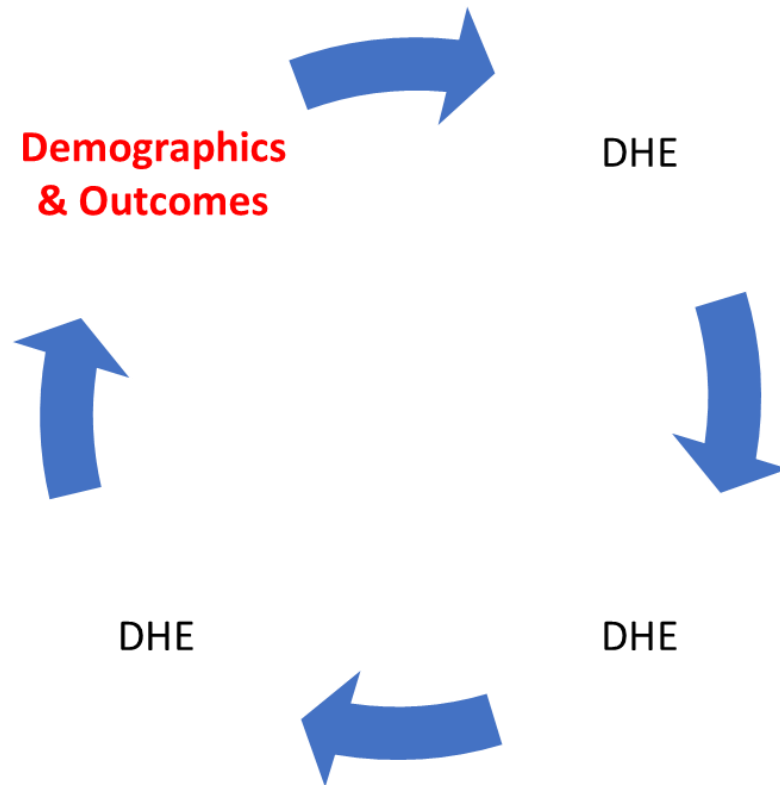


The BIG picture in higher education.

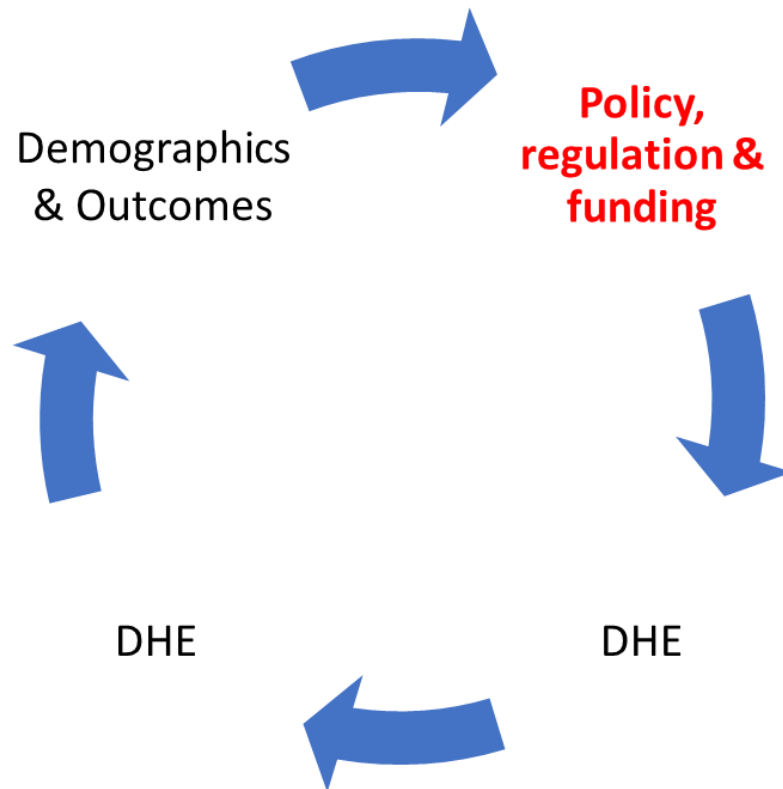


Outcomes...

- **LOST REVENUE** in all sectors.
- **Decrease enrollment-** especially from the lower socioeconomic and diverse student groups.
- **Decreased funding.**
- Institutions **struggled to transition** during the PHE.
- Impact on **clinical placements and on time graduations.**

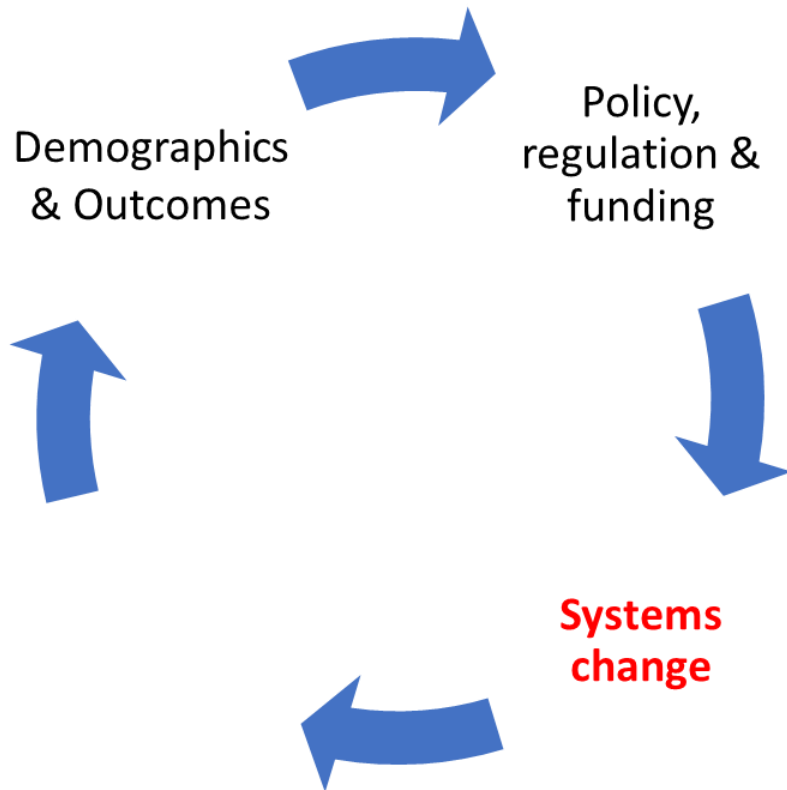


Policy...



- **Emergency Relief Packages** but concerns about long term funding, especially in the public sector.
- Increased **calls for cost controls and student debt relief.**
- Calls for **increased accessibility to higher education.**

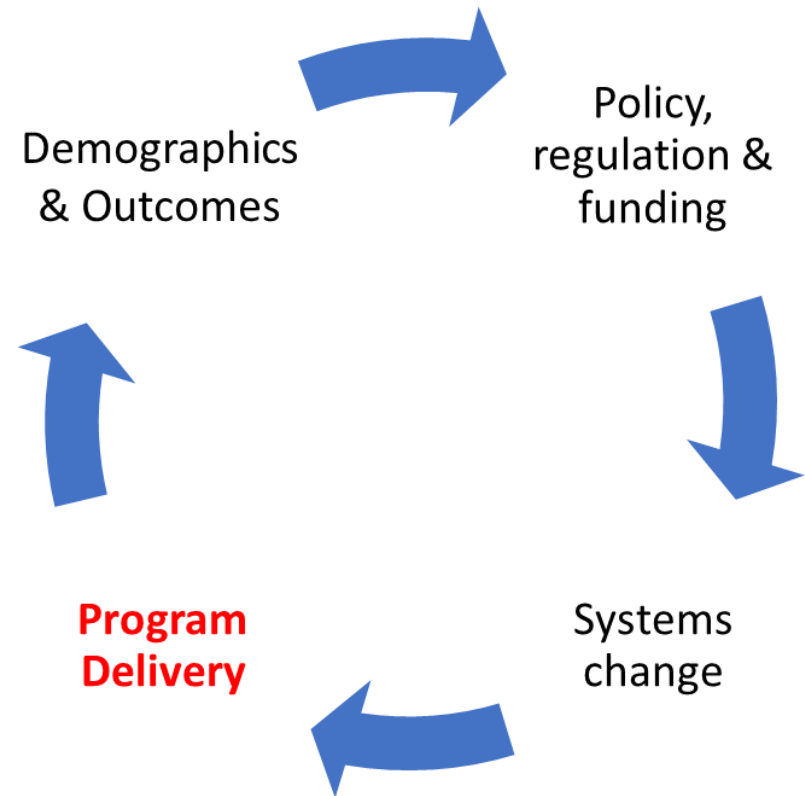
Systems...



- Institution **closures**.
- Program **closures**.
- Staff **layoffs**.
- Change to survive!
 - Program options
 - Admissions
- High stakes exams challenged.

Program...

- Rapid **change in delivery models**.
- **Limited resources** to shift to new delivery models.
- **Experiential** learning models challenged.
- Questioning on **high stake exams**.
- **Admission challenges** – numbers & diversity.
- **Faculty** capacity.



Deeper dive at institutional level.



I. Funding & Costs



Heading into COVID-19

- State higher education funding nationally was still below its pre-recession level in 2008.
 - **37 states cut per-student funding, ;**
 - On average, states cut spending by \$1,033 **(11.6%) per student;**
 - Annual published tuition at public four-year colleges rose by \$2,576 **(35.2%)**, and in **ten states it rose by more than 50 percent.**

COVID-19 - Publics

- **COVID-19 led to a new round of cuts** to public colleges and universities:
 - **27 states have imposed cuts** for state fiscal year 2020 or 2021.
 - **Declines in undergraduate enrollment.**
 - **Declines in hospital revenues.**
 - **Increased costs** to serve students in new ways to ensure the safety of the campus community.

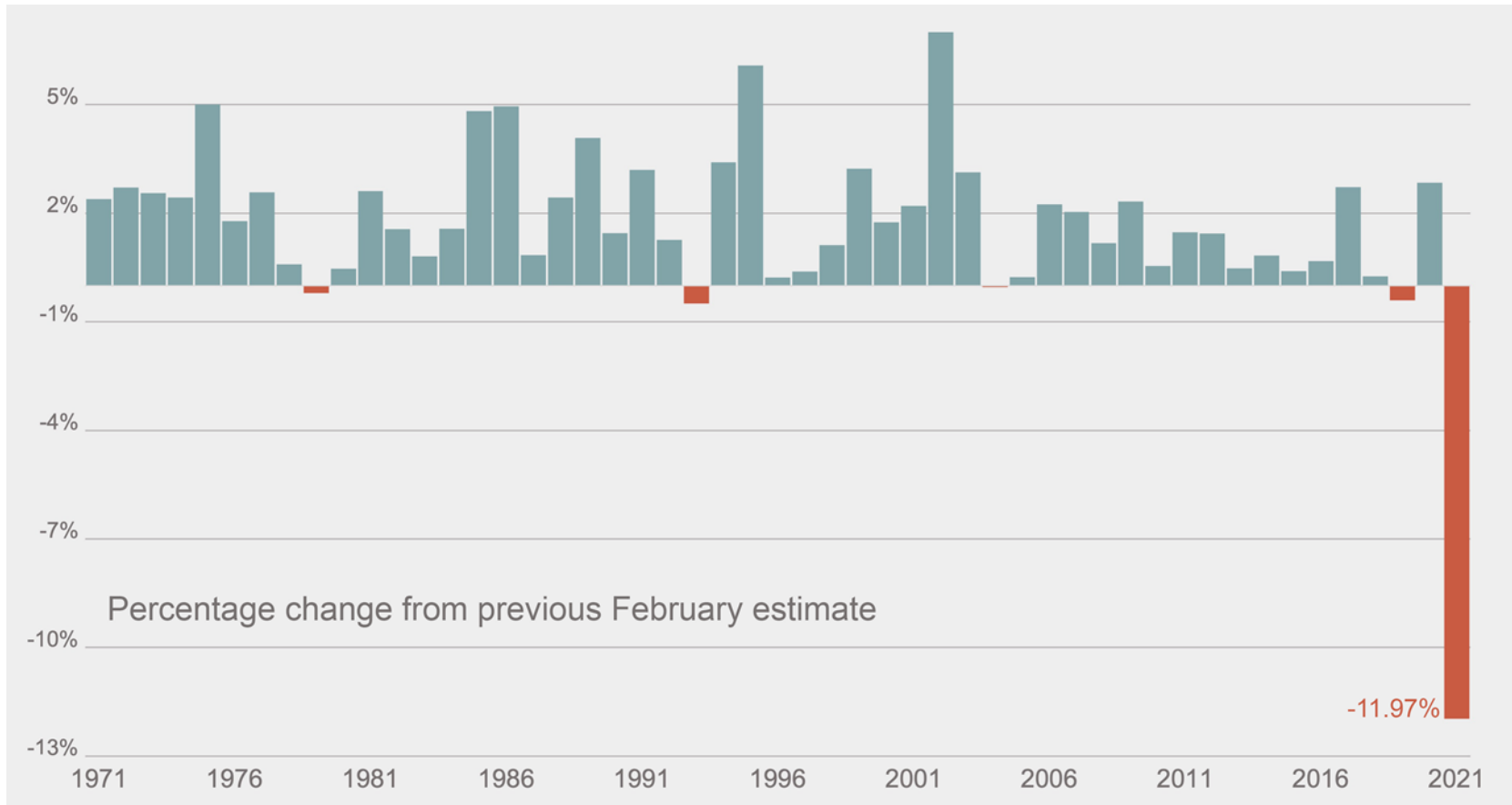
<https://www.cbpp.org/research/state-budget-and-tax/states-can-choose-better-path-for-higher-education-funding-in-covid>

COVID-19 - Privates

Revenues:

- Enrollment Revenue
 - Tuition
 - Housing etc.
 - Sports
- Endowments
- Hospital Revenue
- **Costs:**
 - Accommodations for COVID
 - Technology
 - Testing

Resources....Higher education has suffered its greatest job losses on record.



<https://www.chronicle.com/article/forced-out>

II. Decreased Enrollments





National Student Clearinghouse™
Research Center™

HIGH SCHOOL BENCHMARKS



COVID-19 Special Analysis
Update & Correction
March 2021

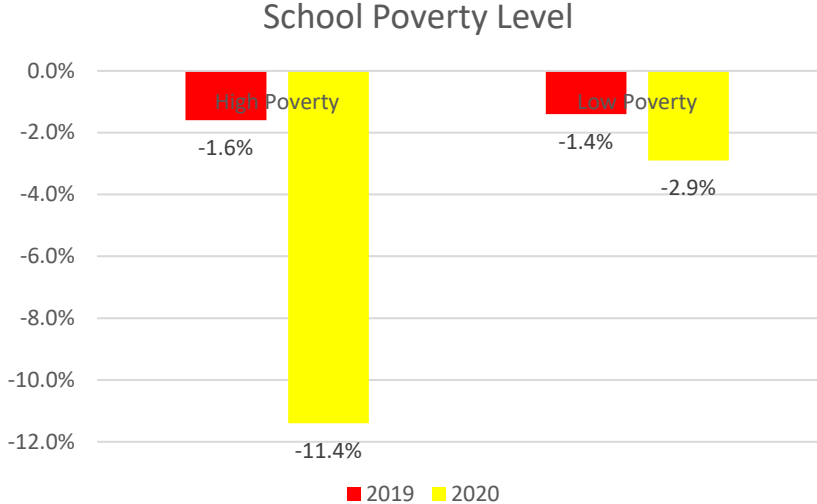
National College Progression Rates



Mar 25, 2021,02:06pm

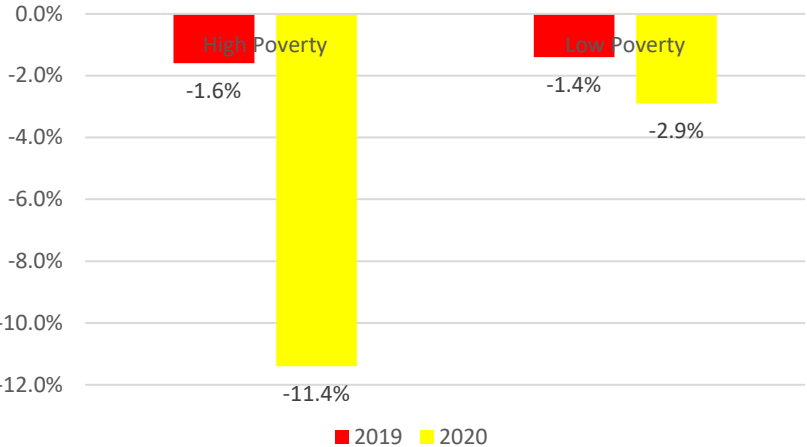
Updated Report Shows “Unprecedented” Decline In High School Graduates Enrolling In College Last Fall

Decreased Enrollments

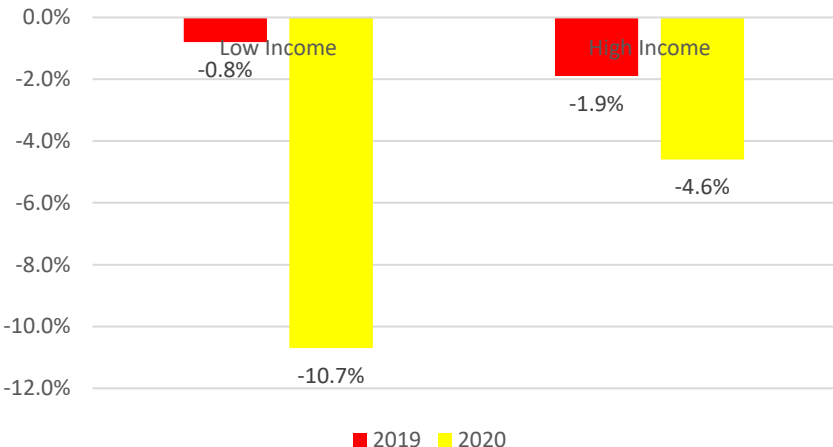


Decreased Enrollments

School Poverty Level

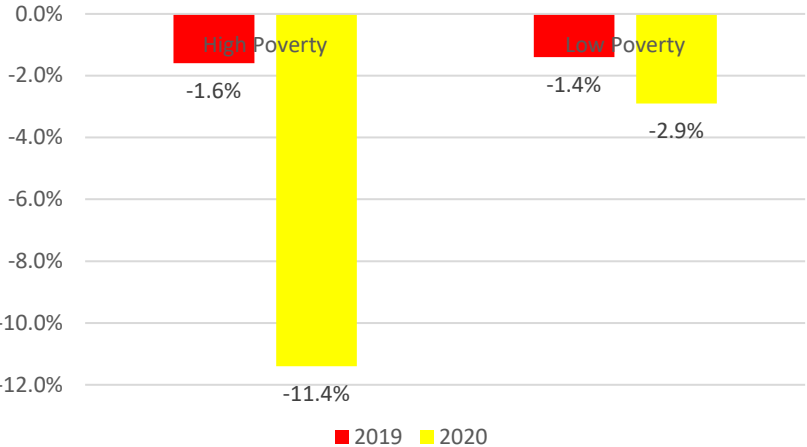


School Income Level

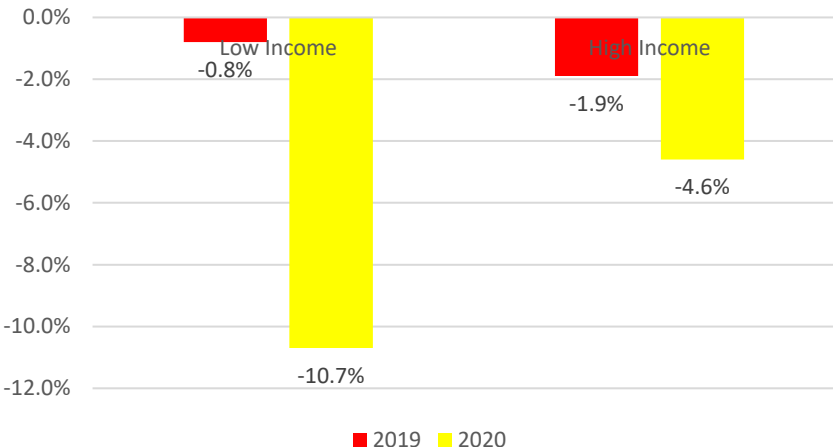


Decreased Enrollments

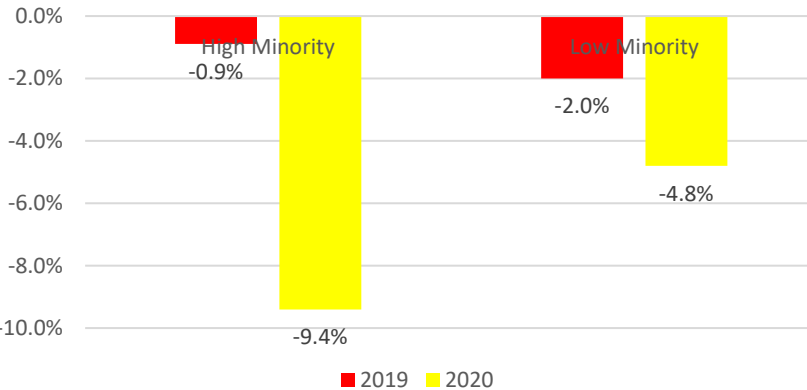
School Poverty Level



School Income Level

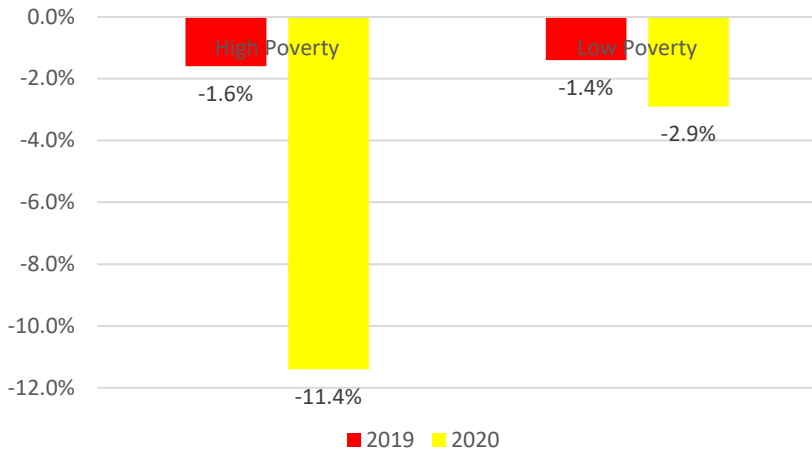


School Minority Level

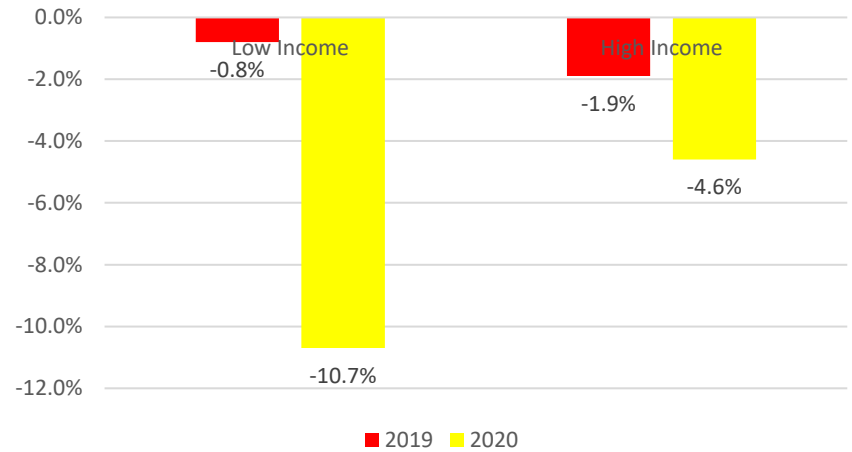


Decreased Enrollments

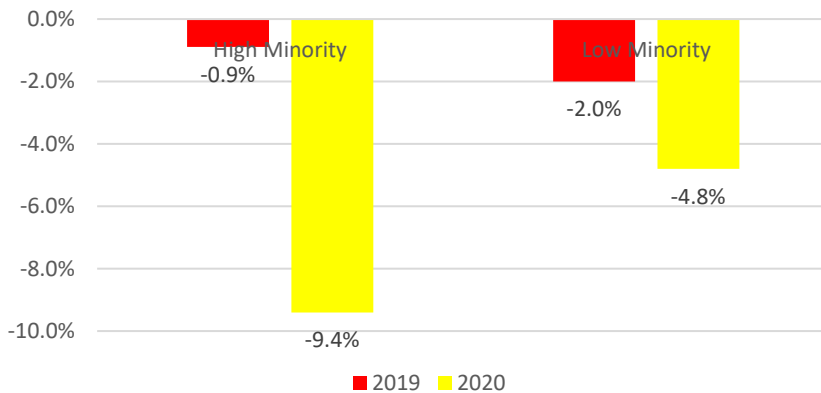
School Poverty Level



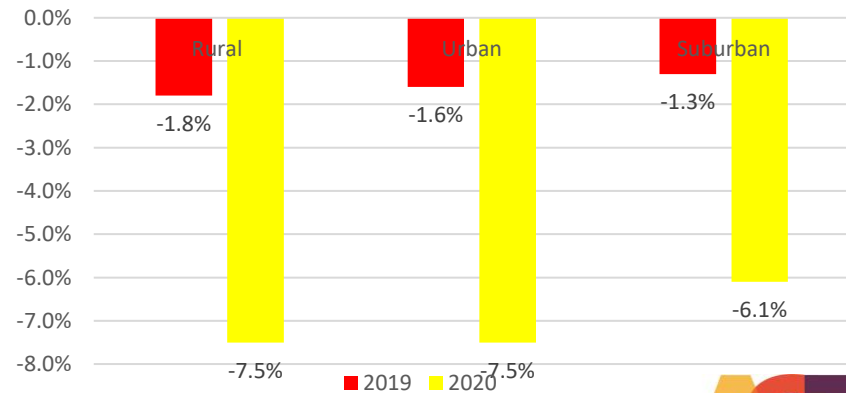
School Income Level



School Minority Level

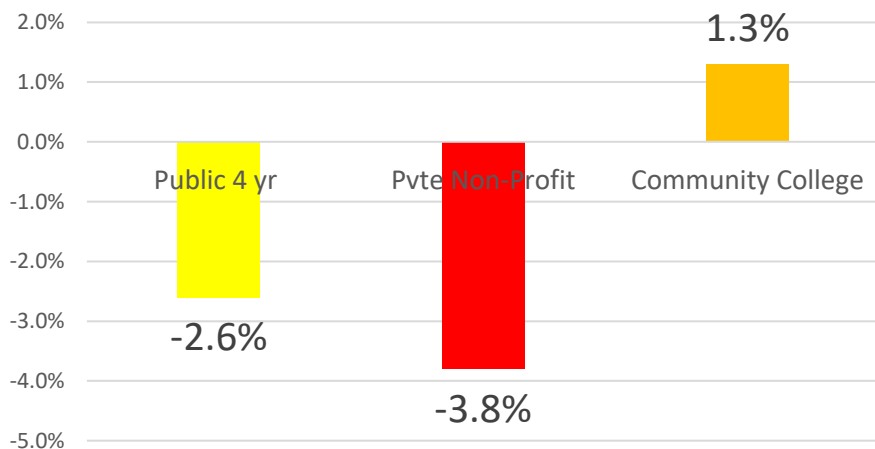


School Location

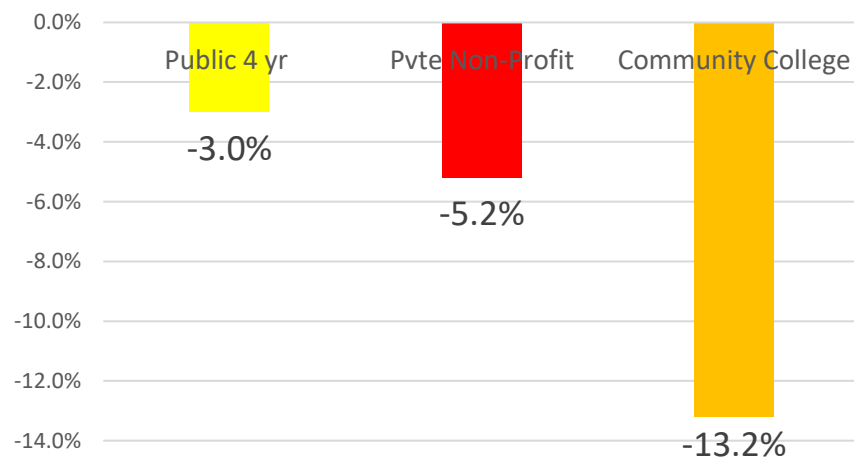


Enrollments by sector

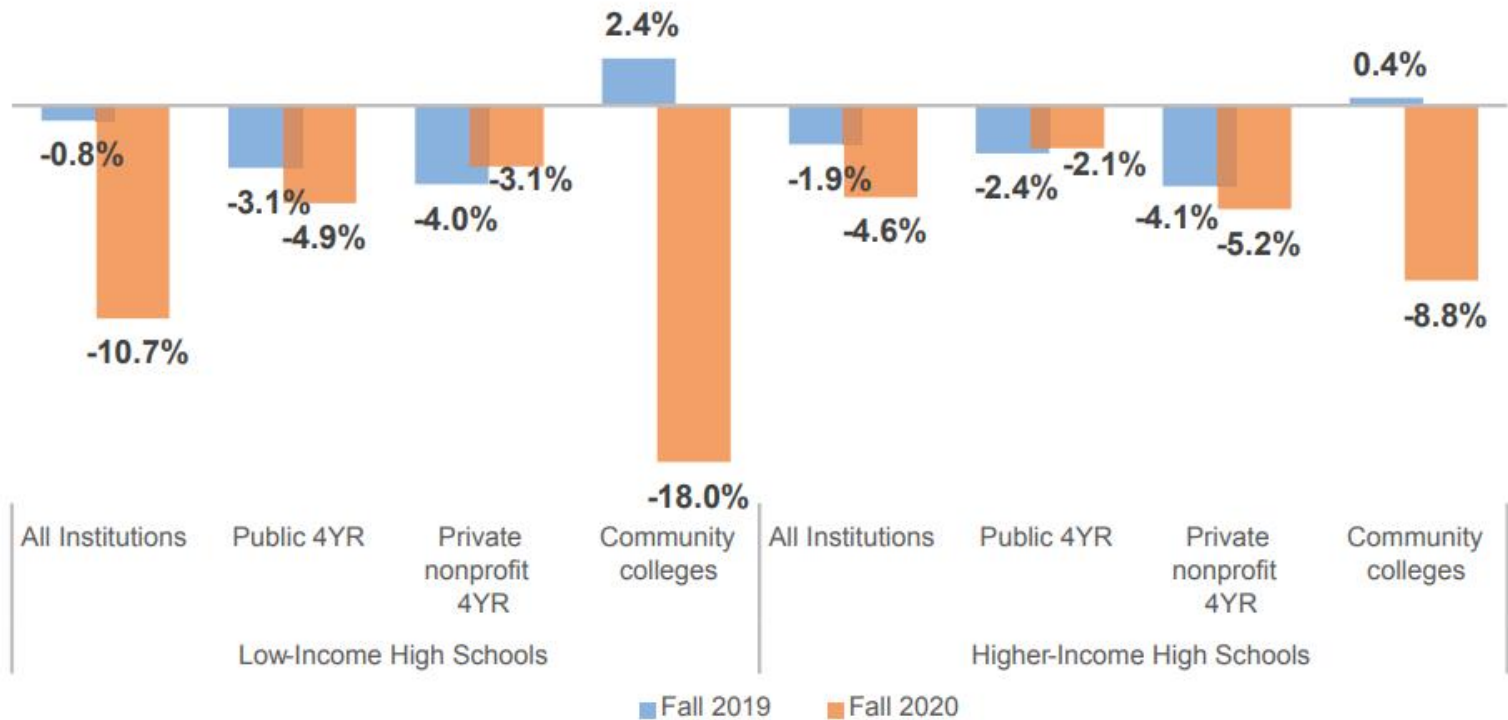
Fall 2019



Fall 2020



Enrollments by sector

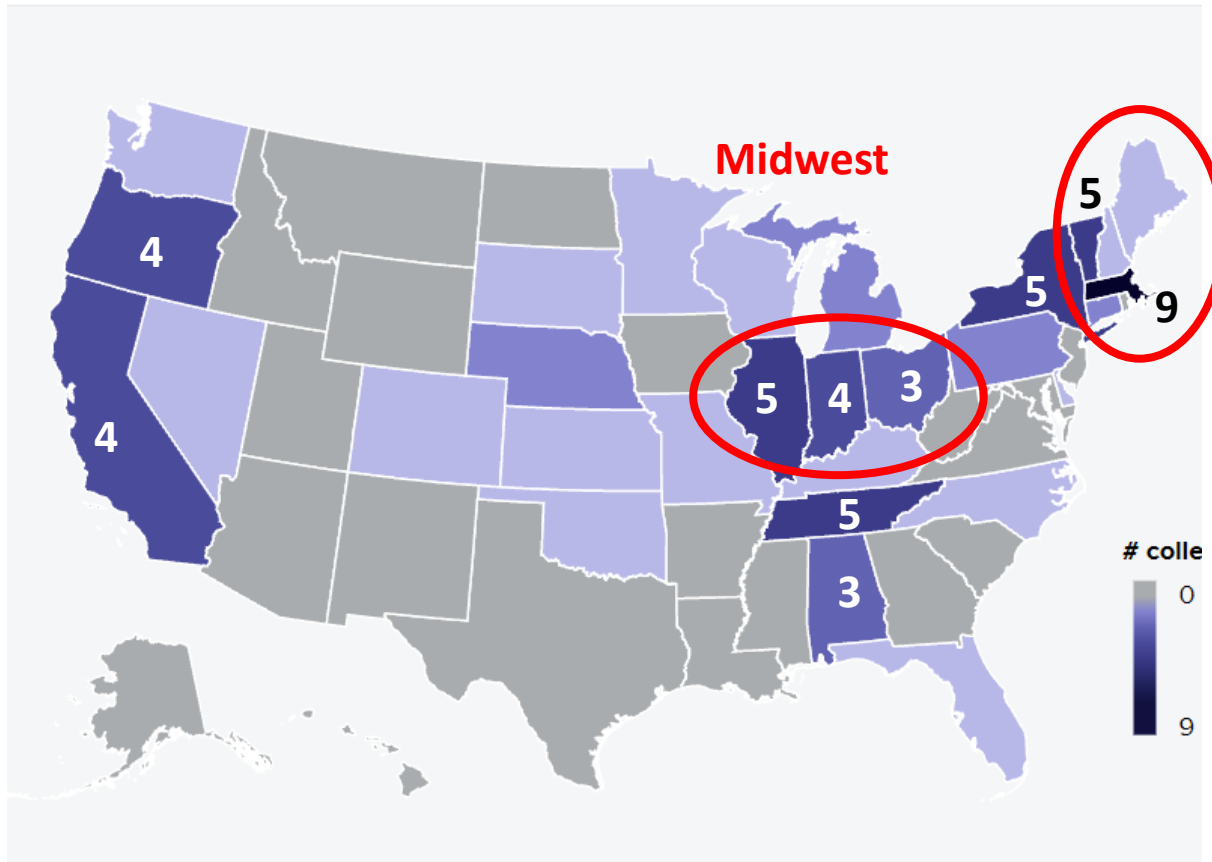


Note: *All Institutions* include for-profit four-year and private two-year colleges that are not shown due to small numbers.

College Closures



College Closures



For-Profits – a special case



Case example

Wheelock College:

- Private liberal arts college
- Founded in 1888
- Endowment \$45 million
- Less than 1,000 undergraduate
- Arts & Sciences, Education and Child Life, and Social Work and Family Studies
- 2012 added a masters
- 2015 accreditor cited financial concerns
- Merged into BU in 2018

Profile at risk schools

- Private, non-profit,
- Lack a national reputation,
- Rely heavily on tuition income to fuel the school budget,
- Discounting tuition above 40% to attract students,
- Small endowment and significant debt,
- Limited program offerings focused on liberal arts.

5-10 small non-profit schools are closing a year

IV. High Stake Exams



A high-stakes test:

- is a single, defined assessment,
- has a clear line drawn between those who pass and those who fail, and
- has direct consequences for passing or failing (something "at stake").

"The nature of assessment: A guide to standardized testing — Center for Public Education".



SAT- ACT- GRE

Pro	Against
an objective measurement of education	determine which students are good at taking tests
meaningful data to help students in marginalized groups	racist, classist, and sexist
good indicators of college and job success.	that are not predictors of future success.

Entry-level Certification Exams

- Reliance on **third party test sites** which were **not accessible during the PHE**
- Predominating model is **single high-stake exam**
- **Focus on memorization of facts** in a world where information and facts can be easily accessed through technology
- Long standing cultural and **systemic biases** in tests

(National Academy of Medicine)

Focusing on the impact of the higher education trends on OT/ OTA Education.

I. Impact of dropping enrollments on OT/OTA education.

Applications

	SEATS	APPLICATIONS	ADMITTED	% SEATS FILLED
2016-2017				
Doctoral	595	3066	549	92%
Masters	7395	44934	7236	98%
OTA	8129	14861	6548	81%
2017-2018				
Doctoral	765	3862	702	92%
Masters	7436	42881	7327	99%
OTA	7301	13793	6137	84%
2018-2019				
Doctoral	1128	5660	1067	95%
Masters	7531	41052	7147	95%
OTA	7489	12736	6068	81%
2019-2020				
Doctoral	1550	7028	1380	89%
Masters	7256	34135	6835	94%
OTA	7407	11183	5848	79%
2020-2021				
Doctoral	1836	7560	1649	90%
Masters	6997	27839	6376	91%
OTA	7193	9889	5130	71%
5 Year Change				
OT	11%	-26%	3%	
OTA	-12%	-33%	-22%	

Applications

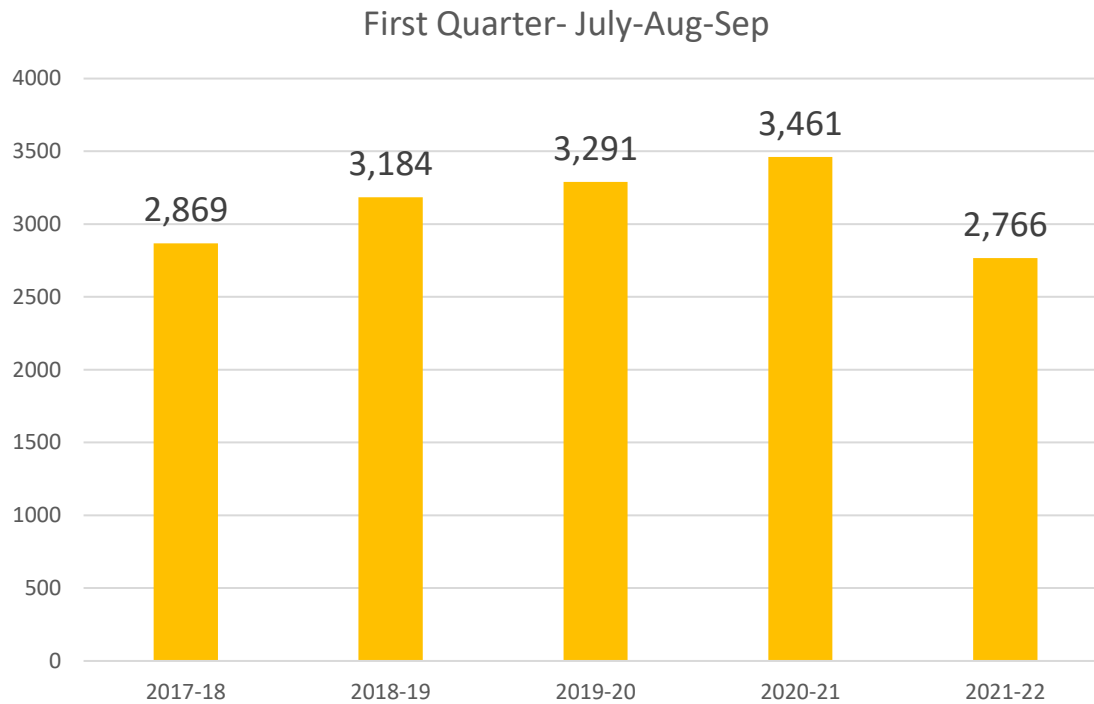
	SEATS	APPLICATIONS	ADMITTED	% SEATS FILLED
2016-2017				
Doctoral	595	7990	3066	92%
Masters	7395	44934	7236	98%
OTA	8129	8129	6548	81%
2017-2018				
Doctoral	765	8210	3862	92%
Masters	7436	42881	7327	99%
OTA	7301	7301	6137	84%
2018-2019				
Doctoral	1128	8659	5660	95%
Masters	7531	41052	7147	95%
OTA	7489	7489	6068	81%
2019-2020				
Doctoral	1550	8806	7028	89%
Masters	7256	34135	6835	94%
OTA	7407	7407	5848	79%
2020-2021				
Doctoral	1836	8833	7560	90%
Masters	6997	27839	6376	91%
OTA	7193	7193	5130	71%
5 Year Change				
OT	11%	-26%	3%	
OTA	-12%	-33%	-22%	

Applications

Bottom line....

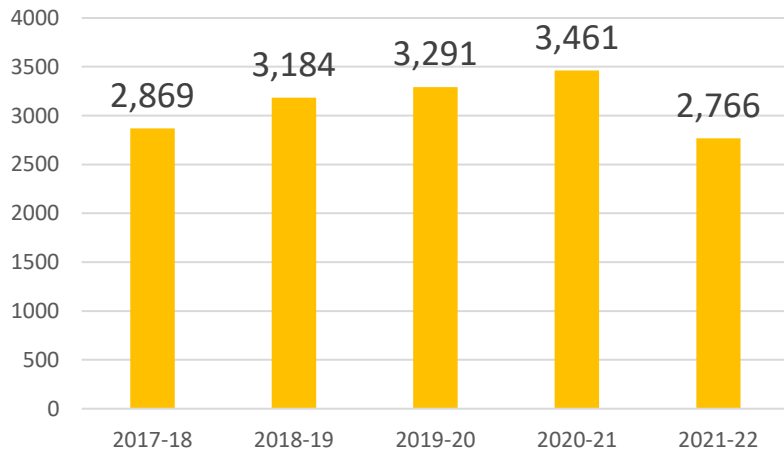
- New program growth alone does not explain the decrease in number of filled seats.
- Impact of COVID-19 on Community College sector is still to be seen

Current Year- OTCAS

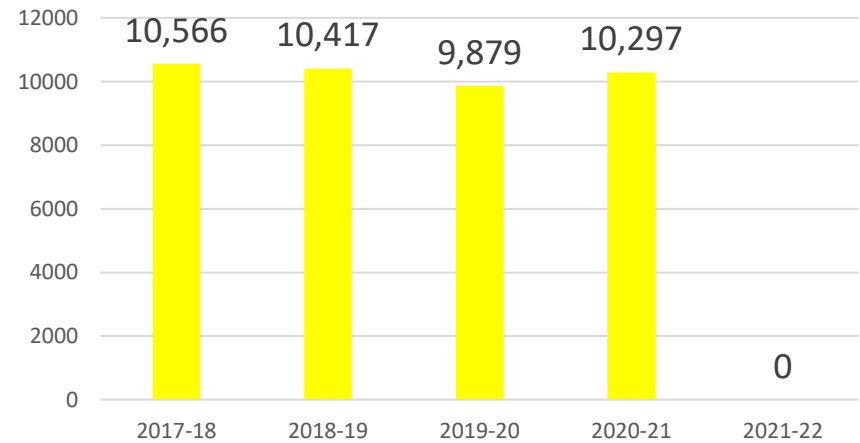


Current Year- OTCAS

First Quarter- July-Aug-Sep



Total Year



III. Impact of closures on OT/ OTA Education

Predominant strategy for survival

**Race to diversify
program offerings with
addition of health
related and online
programs.**

Program Growth

	OT- Doctorate	OT- Masters	OTA Bachelor	OTA Associate	Total
Accredited	52	173*	1	222*	448
Candidate/ Preaccredited	73	8	5	8	94
Applicant	69	28	12	15	124
Total	194	209	18	245	666

* 38 accredited master's degree programs are transitioning to the doctorate and are slated to close.

** 4 accredited associate degree programs are transitioning to the bachelors and are slated to close.

Adjusted = 624 programs

Program Growth

Applicant & Candidate Programs:

Doctorate OT =	142
Masters OT =	36
Bachelor OTA =	17
Associate OTA=	<u>23</u>
	218

35% of the 624 programs

Case example:

Profile:

- Private- non-profit – Faith Based
- 4,600 undergraduates
- 1,900 graduate
- Founded 90 years ago
- Endowment = \$56 million
- Programs:
 - **Newly accredited OT Masters**
 - **Applicant OTA Bachelors**

Case example:

Profile:

- Private- non-profit – Faith Based
- 3,300 undergraduates
- 300 graduate
- 160+ years old
- Endowment = \$250 million
- Programs:
 - **Candidate OT Doctorate**
 - **Applicant OTA Bachelors**

Case example:

Profile:

- Private – Faith Based
- 1,300 undergraduates
- 700 graduate
- 90+ years old
- Endowment = \$32.4 million
- Programs:
 - **Applicant OT Doctorate**
 - **Applicant OT Masters**

IV. Impact of the high-stake exams question on OT/OTA education.

Entrance exam requirements:

A number of OT programs who have shifted to holistic admissions have dropped the GRE requirement.

In summary...



Thank you....



Valeta Njoroge
Manager, Operations & Special Projects
vnjoroge@aota.org



Sabrina Salvant, EdD, MPH, OTR/L
VP, Education & Professional Development
ssalvant@aota.org



Neil Harvison, PhD, OTR, FNAP, FAOTA
Chief Officer of Knowledge
nharvison@aota.org